

RECEIVED
NOV 23 2020

HENRIETTA TOWN CLERK



TOWN OF HENRIETTA, STATE OF NEW YORK

2021 ADOPTED BUDGET

SUPERVISOR'S SUBMISSION TO THE TOWN BOARD

Stephen L. Schultz, Supervisor

Robert Barley, Jr., Councilperson
Michael J. Stafford, Councilperson

Mildred C. Sefranek, Councilperson
Lisa S. Bolzner, Councilperson

2021 ADOPTED BUDGET

Total Expenditures net of Fund Transfers and Transportation District

\$ 22,377,127

A decrease from 2020 Adjusted Budget of :

\$ (4,135,260)

Tax Levy Increase/(Decrease) of:

\$ (0)

**TOWN OF HENRIETTA
2021 ADOPTED BUDGET
SUMMARY**

Code	Fund	Appropriations	Less: Estimated Revenues	Less: Fund Balance Applied	Amount to Be Raised By Taxes
GOVERNMENTAL FUNDS					
A	General *	\$ 11,716,261	\$ 9,840,127	\$ 1,876,135	\$ -
DA	Highway	4,867,832	1,816,489	838,838	2,212,505
L	Library	2,581,319	250,629	212,801	2,117,889
Total Governmental Funds		\$ 19,165,413	\$ 11,907,245	\$ 2,927,774	\$ 4,330,393
<i>* Includes Interfund Transfers to Highway (H) and Library (L) in the amount of \$600,000.</i>					
SPECIAL DISTRICT FUNDS					
CM	Park & Rec Trust	\$ -	\$ 42,740	\$ (42,740)	\$ -
CMM	E. River Rd Mitigation	-	30	(30)	-
CSS	Consolidated Sanitary Sewer District	44,345	\$ 25	(25)	44,345
M	Transportation District	495,000	1,300	493,700	-
SD	Drainage District	847,292	3,500	70,893	772,899
SL	Street Light District	307,572	300	-	307,272
SM	Special Ambulance District	843,156	-	18,490	824,666
SP	Special Greenbelts	185,896	650	8,193	177,053
SS	Sanitary Sewer	1,583,454	1,449,234	134,220	-
Total Special Districts		\$ 4,306,714	\$ 1,497,779	\$ 682,701	\$ 2,126,235
Grand Total		\$ 23,472,127	\$ 13,405,024	\$ 3,610,475	\$ 6,456,628
<i>Proof:</i>					\$ -

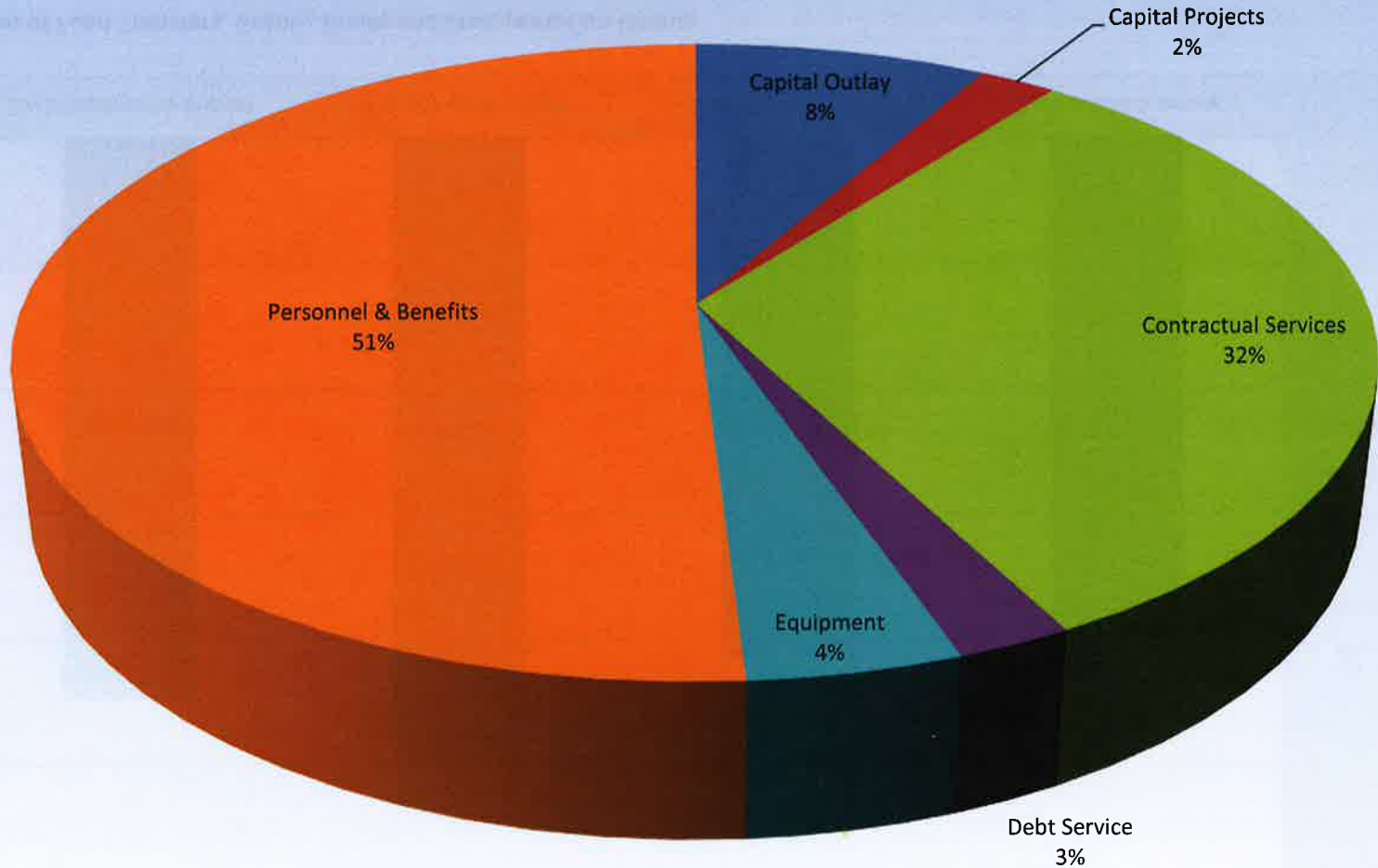
Town of Henrietta

2021 ADOPTED BUDGET

The following pie charts portray the Town of Henrietta budget as follows:

- 1 The Town of Henrietta 2021 Budget by Expense Category
- 2 The Town of Henrietta Expense Category comparison for 2018 and 2019 Actual Expenses, 2020 Adjusted Budgeted Expenses and the 2021 Adopted Budget Expenses
- 3 The Town of Henrietta 2021 Adopted Budget by Fund
- 4 The Town of Henrietta 2021 Preliminary Budget General Fund Details
- 5 The Town of Henrietta 2021 Preliminary Budget Operations Financed by Real Property Tax

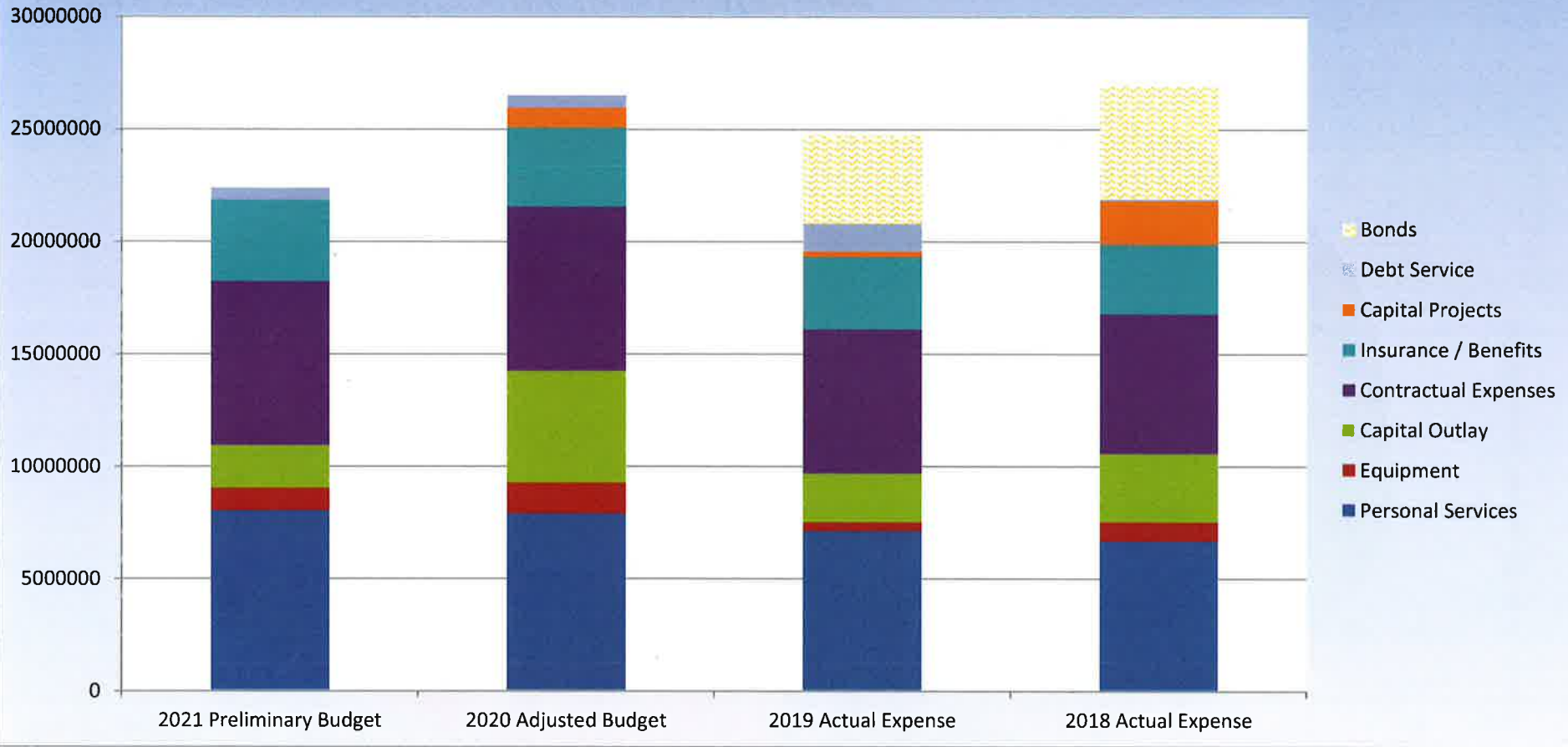
2021 Town of Henrietta Preliminary Budget



Contractual Services includes the Ambulance

Exclusive of the Transportation District Project funded by the District Fund balance

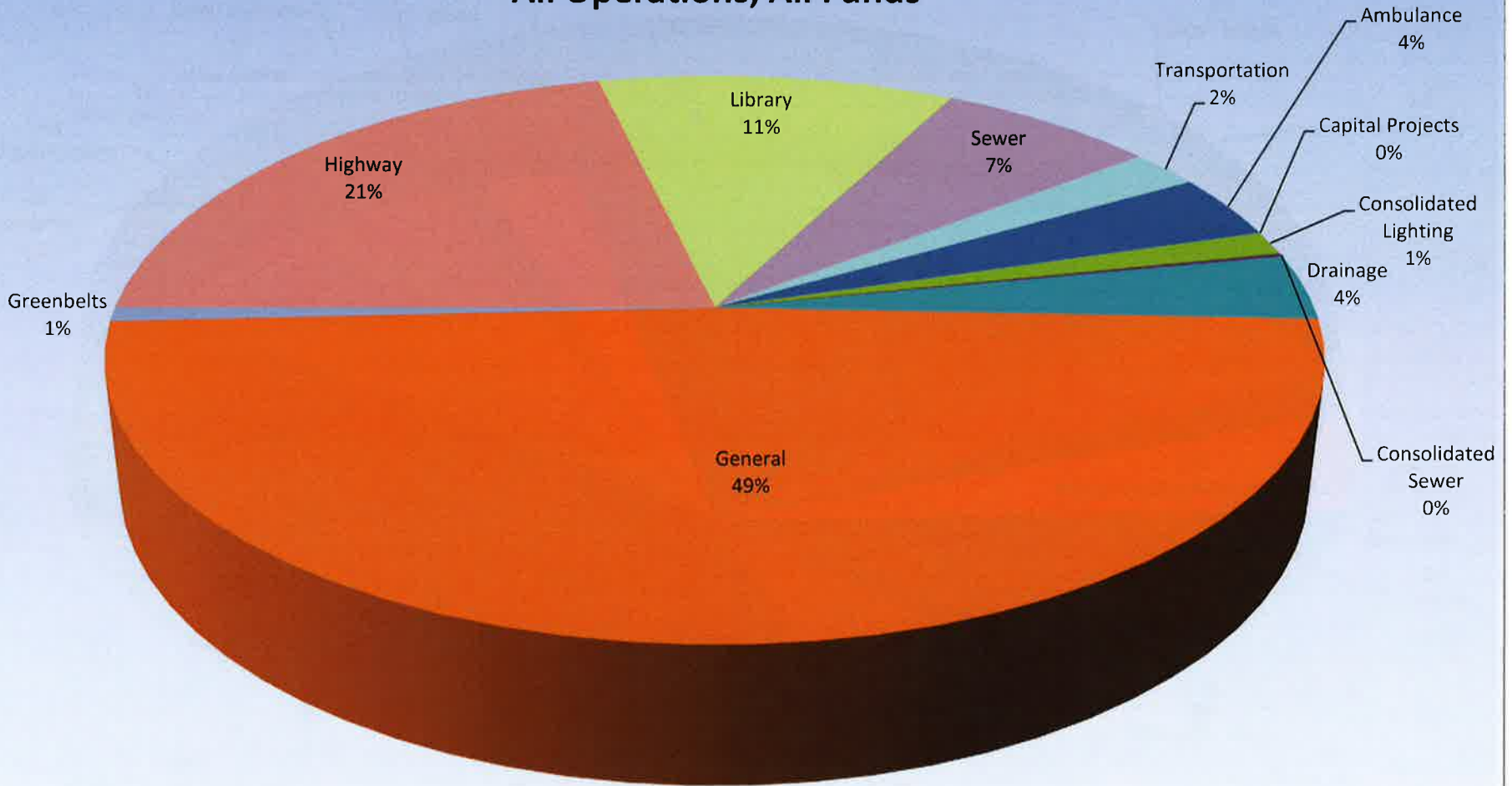
Town of Henrietta Category of Expense net of Grants for Projects and Transportation District



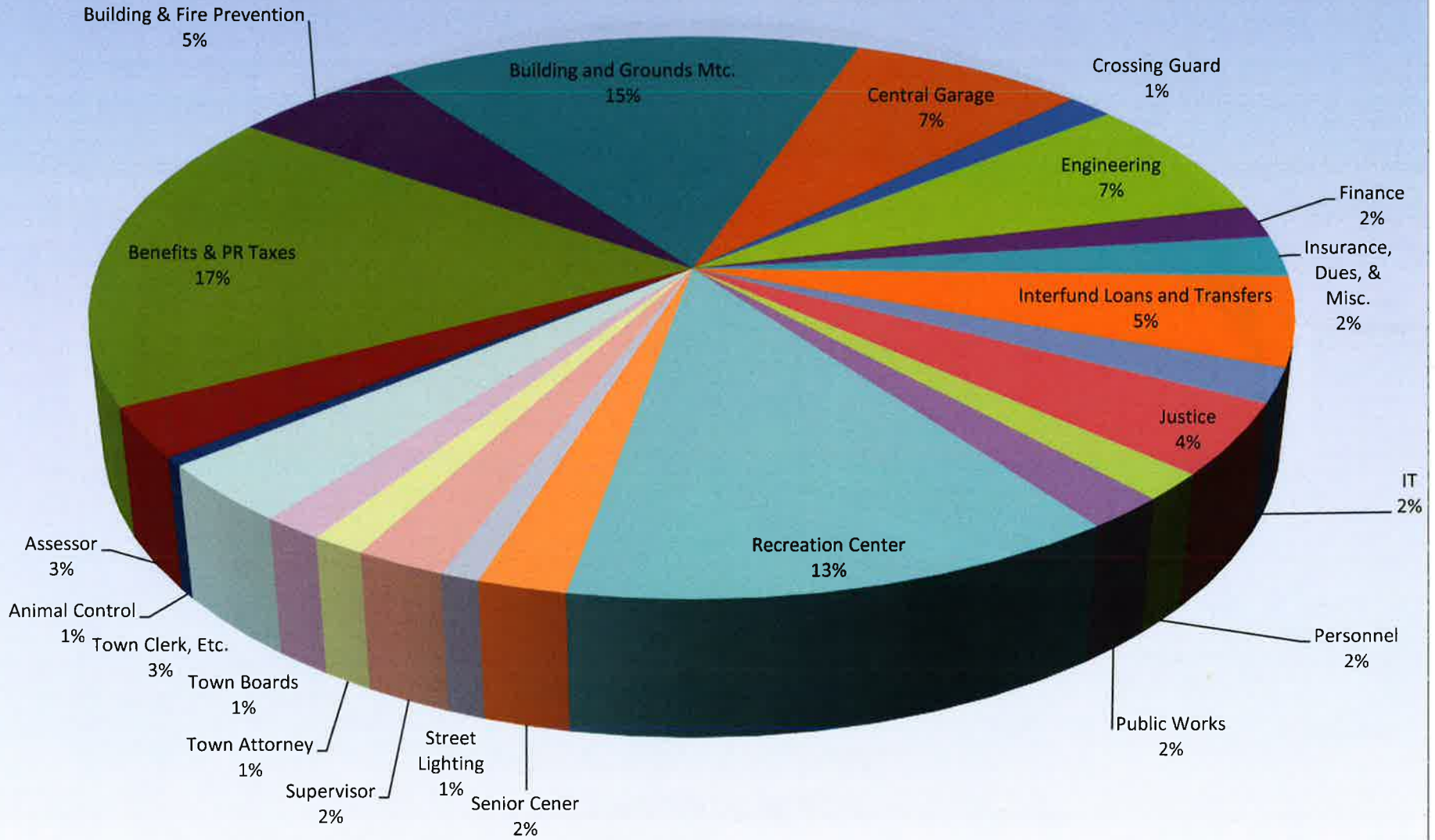
Expenditures net of Fund Transfers, Grants, Bonds and Transportation District

2021 Tentative Budget	\$	22,377,127
2020 Adjusted Budget	\$	26,512,387
2019 Actual Expense	\$	20,808,797
2018 Actual Expense	\$	21,910,025

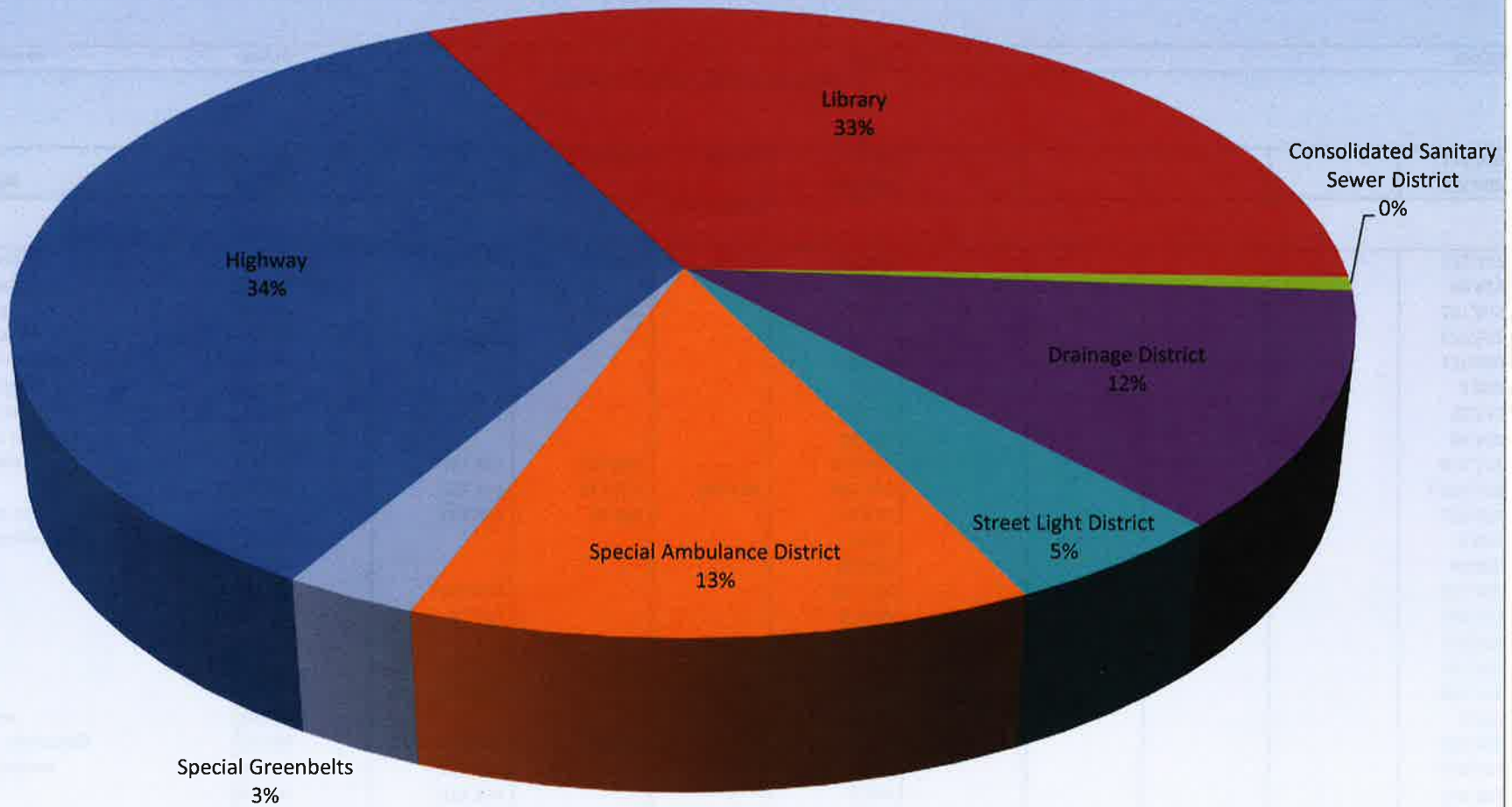
Town of Henrietta 2021 Adopted Budget All Operations, All Funds



2021 Adopted Budget General Fund Allocation



Operations Financed by Real Property Tax



Sewer is funded through sewer fees

TOWN OF HENRIETTA
2021 ADOPTED BUDGET

GENERAL FUND

Accounts	Code	Personal Services	Capital Equipment	Capital Outlay	Contracted Expenses	Debt Service Principal	Debt Service Interest	Employee Benefits	Interfund Transfers	Total
General Government Support										
Legislative Board	A1010	76,596	-	-	5,000					81,596
Municipal Court	A1110	308,175	400	-	172,065					480,640
Supervisor	A1220	237,334	-	-	6,950					244,284
Director of Finance	A1310	165,171	-	-	53,819					218,990
Information Technology	A1320	116,863	21,550	-	94,416					232,829
Tax Collection	A1330	-	-	-	1,975					1,975
Assessor	A1355	233,873	-	-	99,398					333,271
Town Clerk	A1410	223,395	1,200	-	43,230					267,825
Attorney	A1420	-	-	-	145,500					145,500
Personnel	A1430	82,923	-	-	97,620					180,543
Engineering	A1440	433,334	-	-	392,635					825,969
Elections	A1450	-	-	-	40,000					40,000
Records Management	A1460	-	-	-	4,055					4,055
Public Works Administration	A1490	163,562	37,000	-	20,421					220,983
Facilities	A1620	751,144	143,000	283,000	492,174					1,669,318
Central Garage	A1640	261,975	195,000	-	414,200					871,175
Central Print and Mail	A1670	-	-	-	84,500					84,500
Unallocated Insurance	A1910	-	-	-	95,532					95,532
Municipal Dues	A1920	-	-	-	2,000					2,000
Contingency Account	A1990	-	-	-	175,000					175,000
Crossing Guards	A3120	167,502	-	-	3,000					170,502
Fire Marshall	A3410	156,050	27,500	-	14,055					197,605
Animal Control	A3510	53,345	-	-	6,584					59,929
Safety Inspection	A3620	342,119	2,400	-	87,203					431,722
Transportation										
Street Lighting	A5182	-	-	-	105,000					105,000
Sidewalks	A5410	-	40,000	50,000	20,050					110,050
Economic Opportunity and Development										
Veterans Services	A6510	-	-	-	750.00					750.00

TOWN OF HENRIETTA
2021 ADOPTED BUDGET

GENERAL FUND

Accounts	Code	Personal Services	Capital Equipment	Capital Outlay	Contracted Expenses	Debt Service Principal	Debt Service Interest	Employee Benefits	Interfund Transfers	Total
Culture and Recreation										
Nutrition Program	A6772	138,541	-	-	100,522					239,063
Recreation Administration	A7020	309,264	-	-	28,060					337,324
Dog Park	A7111	-	-	-	3,000					3,000
Recreation Facility	A7180	91,395	-	-	156,254					247,649
Youth Services	A7310	473,465	8,410	-	153,992					635,867
Historian	A7510	11,444	-	-	4,710					16,154
Tinker Park	A7520	104,680	-	-	17,276					121,956
Celebrations	A7550	3,121	-	-	71,067					74,188
Adult Services	A7610	10,651	-	-	48,738					59,389
Home and Community Services										
Zoning Board	A8010	18,363	3,150	-	11,740					33,253
Planning Board	A8020	42,015	-	-	200					42,215
Conservation Board	A8090	8,228	-	-	200					8,428
Cemeteries	A8810	-	-	1,500	-					1,500
Undistributed										
State Retirement	A9010							507,633		507,633
Social Security and Medicare	A9030							381,316		381,316
Workers Compensation	A9040							114,155		114,155
Life Insurance	A9045							18,689		18,689
Unemployment	A9050							4,500		4,500
Disability Insurance	A9055							7,542		7,542
Medical Insurance	A9060							741,786		741,786
Health Reimbursement	A9089							11,110		11,110
Health Consultation Services	A9188							-		-
Health Savings Accounts	A9189							258,000		258,000
Transfers to Other Funds	A9901								600,000	600,000
Transfers to Capital Projects	A9950								-	-
TOTAL GENERAL FUND		4,984,529	479,610	334,500	3,272,892	-	-	2,044,730	600,000	11,716,261

Proof: -
Proof: -
Proof: -

TOWN OF HENRIETTA
2021 ADOPTED BUDGET

HIGHWAY FUND

Accounts	Code	Personal Services	Capital Equipment	Capital Outlay	Contracted Expenses	Debt Service Principal	Debt Service Interest	Employee Benefits	Interfund Transfers	Total
General Government Support										
Unallocated Insurance	DA1910				84,254					84,254
Transportation										
Highway Repairs	DA5110	879,293	-	898,500	207,200					1,984,993
Road Improvement - CHIPS	DA5112	-	-	-	270,580					270,580
Machinery	DA5130	-	427,850	-	315,000					742,850
Snow Removal	DA5142	166,253	-	-	75,400					241,653
Service to Other Governments	DA5148	429,258	-	-	286,600					715,858
Undistributed										
State Retirement	DA9010							159,087		159,087
Social Security and Medicare	DA9030							112,822		112,822
Workers Compensation	DA9040							142,353		142,353
Life Insurance	DA9045							7,613		7,613
Unemployment	DA9050							-		-
Disability insurance	DA9055							1,187		1,187
Medical Insurance	DA9060							300,883		300,883
Health Reimbursement	DA9089							99,000		99,000
Health Savings	DA9189							4,700		4,700
Transfers to Other Funds	DA9901							-		-
TOTAL HIGHWAY FUND		1,474,803	427,850	898,500	1,239,034	-	-	827,645	-	4,867,832

Proof: -

Proof: -

-

TOWN OF HENRIETTA
2021 ADOPTED BUDGET

LIBRARY FUND

Accounts	Code	Personal Services	Capital Equipment	Capital Outlay	Contracted Expenses	Debt Service Principal	Debt Service Interest	Employee Benefits	Interfund Transfers	Total
General Government Support										
Unallocated Insurance	L1910				38,743					38,743
Culture and Recreation										
Credit Card Fees	L1375				1,300					1,300
Library Operations	L7410	1,121,341	2,300	-	458,519					1,582,160
Undistributed										
State Retirement	L9010							139,065		139,065
Social Security and Medicare	L9030							85,783		85,783
Workers Compensation	L9040							9,772		9,772
Life Insurance	L9045							4,214		4,214
Unemployment	L9050							7,500		7,500
Disability insurance	L9055							1,893		1,893
Medical Insurance	L9060							153,864		153,864
Health Reimbursement	L9089							6,075		6,075
Health Savings Accounts	L9189							60,000		60,000
Serial Bond	L9710					200,000	290,950			490,950
B.A.N.	L9730					-	-			-
Transfers to Other Funds	L9901							-		-
TOTAL LIBRARY FUND		1,121,341	2,300	-	498,562	200,000	290,950	468,166	-	2,581,319
								<i>Proof:</i>		-
								<i>Proof:</i>		-
										-

TOWN OF HENRIETTA
2021 ADOPTED BUDGET
PARK & REC TRUST FUND

Accounts	Code	Personal Services	Capital Equipment	Capital Outlay	Contracted Expenses	Debt Service Principal	Debt Service Interest	Employee Benefits	Interfund Transfers	Total
Home and Community Services										
Transfers to Capital Projects	CM9950								-	-
TOTAL PARK & REC TRUST FUND		-	-	-	-	-	-	-	-	-
									<i>Proof:</i>	-
									<i>Proof:</i>	-

TOWN OF HENRIETTA
2021 ADOPTED BUDGET
EAST RIVER ROAD MITIGATION FUND

Accounts	Code	Personal Services	Capital Equipment	Capital Outlay	Contracted Expenses	Debt Service Principal	Debt Service Interest	Employee Benefits	Interfund Transfers	Total
Home and Community Services										
Transfers to Capital Projects	CMM9950								-	-
TOTAL EAST RIVER ROAD MITIGATION FUND		-	-	-	-	-	-	-	-	-
									<i>Proof:</i>	-
									<i>Proof:</i>	-

TOWN OF HENRIETTA
2021 ADOPTED BUDGET
CONSOLIDATED SEWER FUND

Accounts	Code	Personal Services	Capital Equipment	Capital Outlay	Contracted Expenses	Debt Service Principal	Debt Service Interest	Employee Benefits	Interfund Transfers	Total
Home and Community Services										
Sanitary Administration	CSS8110				762					762
BAN	CSS9730					40,000	3,583			43,583
TOTAL CONSOLIDATED SEWER FUND		-	-	-	762	40,000	3,583	-	-	44,345
									<i>Proof:</i>	-
									<i>Proof:</i>	-
									<i>Proof:</i>	-

TOWN OF HENRIETTA
2021 ADOPTED BUDGET
TRANSPORTATION DISTRICT FUND

Accounts	Code	Personal Services	Capital Equipment	Capital Outlay	Contracted Expenses	Debt Service Principal	Debt Service Interest	Employee Benefits	Interfund Transfers	Total
Home and Community Services										
Transportation District	MS5183				-				495,000	495,000
TOTAL TRANSPORTATION DISTRICT FUND					-				495,000	495,000
								<i>Proof:</i>		-
								<i>Proof:</i>		-
										-

TOWN OF HENRIETTA
2021 ADOPTED BUDGET

DRAINAGE FUND

Accounts	Code	Personal Services	Capital Equipment	Capital Outlay	Contracted Expenses	Debt Service Principal	Debt Service Interest	Employee Benefits	Interfund Transfers	Total
General Government Support										
Unallocated Insurance	SD1910				20,085					20,085
Home and Community Services										
Drainage	SD8540	207,586	20,000	185,000	258,409					670,995
Undistributed										
State Retirement	SD9010							64,879		64,879
Social Security and Medicare	SD9030							15,880		15,880
Workers Compensation	SD9040							14,287		14,287
Life Insurance	SD9045							1,243		1,243
Unemployment	SD9050							-		-
Disability insurance	SD9055							218		218
Medical Insurance	SD9060							41,704		41,704
Health Reimbursement	SD9089							-		-
Health Savings Accounts	SD9189							18,000		18,000
Transfers to Other Funds	SD9901							-		-
TOTAL DRAINAGE FUND		207,586	20,000	185,000	278,493			156,212		847,292

Proof: -
Proof: -
-

TOWN OF HENRIETTA
 2021 ADOPTED BUDGET

LIGHTING FUND

Transportation

Accounts	Code	Personal Services	Capital Equipment	Capital Outlay	Contracted Expenses	Debt Service Principal	Debt Service Interest	Employee Benefits	Interfund Transfers	Total
CONTINGENCY	SL1990				-					-
STREET LIGHTING	SL5182				307,572					307,572
TOTAL LIGHTING FUND					307,572					307,572
								Proof:		-
								Proof:		-
										-

TOWN OF HENRIETTA
 2021 ADOPTED BUDGET
 SPECIAL AMBULANCE FUND

Accounts	Code	Personal Services	Capital Equipment	Capital Outlay	Contracted Expenses	Debt Service Principal	Debt Service Interest	Employee Benefits	Interfund Transfers	Total
Home and Community Services										
Ambulance	SM4540				843,156					843,156
TOTAL AMBULANCE FUND		-	-	-	843,156	-	-	-	-	843,156
									<i>Proof:</i>	-
									<i>Proof:</i>	-
									<i>Proof:</i>	-

TOWN OF HENRIETTA
2021 ADOPTED BUDGET
GREENBELTS FUND

Accounts	Code	Personal Services	Capital Equipment	Capital Outlay	Contracted Expenses	Debt Service Principal	Debt Service Interest	Employee Benefits	Interfund Transfers	Total
General Government Support										
Unallocated Insurance	SP1910				7,117					7,117
Home and Community Services										
Greenbelts	SP7110	50,128	-	-	115,393					165,521
Undistributed										
State Retirement	SP9010							5,582		5,582
Social Security and Medicare	SP9030							3,835		3,835
Workers Compensation	SP9040							1,815		1,815
Life Insurance	SP9045							263		263
Disability insurance	SP9055							-		-
Medical Insurance	SP9060							1,764		1,764
Health Savings Accounts	SP9189							-		-
Transfers to Other Funds	SP9901							-		-
TOTAL GREENBELTS FUND		50,128	-	-	122,509	-	-	13,258	-	185,896
								<i>Proof:</i>		-
								<i>Proof:</i>		-
										-

TOWN OF HENRIETTA
2021 ADOPTED BUDGET

SEWER FUND

Accounts	Code	Personal Services	Capital Equipment	Capital Outlay	Contracted Expenses	Debt Service Principal	Debt Service Interest	Employee Benefits	Interfund Transfers	Total
----------	------	-------------------	-------------------	----------------	---------------------	------------------------	-----------------------	-------------------	---------------------	-------

General Government Support

Unallocated Insurance	SS1910				39,473					39,473
-----------------------	--------	--	--	--	--------	--	--	--	--	--------

Home and Community Services

Sewer Administration	SS1990				200,000					200,000
Sewer Administration	SS8110	-	-	-	55,400					55,400
Sewer Collection System	SS8120	211,213	56,000	475,000	452,161					1,194,374

Undistributed

State Retirement	SS9010							31,441		31,441
Social Security and Medicare	SS9030							16,158		16,158
Workers Compensation	SS9040							11,409		11,409
Life Insurance	SS9045							873		873
Disability insurance	SS9055							131		131
Medical Insurance	SS9060							21,895		21,895
Health Reimbursement	SS9089							300		300
Health Savings Accounts	SS9189							12,000		12,000
Transfers to Other Funds	SS9901							-		-

TOTAL SEWER FUND		211,213	56,000	475,000	747,033	-	-	94,207	-	1,583,454
------------------	--	---------	--------	---------	---------	---	---	--------	---	-----------

Proof: -

Proof: -

-

TOWN OF HENRIETTA
2021 ADOPTED BUDGET
REVENUES

Accounts	General Fund	Highway Fund	Library Fund	Consolidated Sewer Fund	Park & Rec Trust Fund	E River Rd Mitigation Fund	Transportation Fund	Drainage Fund	Lighting Fund	Ambulance Fund	Greenbelts Fund	Sewer Fund	Total
Tax Items													
Real Property Tax		2,212,505	2,117,889	44,345				772,899	307,272	824,666	177,053		6,456,628
Other Tax Items	145,000	318,497							-			413,484	876,981
Non-Property Tax	3,750,000												3,750,000
Departmental Income													
General Government Support	37,500												37,500
Public Safety	1,756,000				40,000								1,756,000
Culture and Recreation	1,010,960		40,000										1,090,960
Home and Community Services												1,031,500	1,031,500
Intergovernmental Charges													
Transportation	53,300	800,000											853,300
Use of Money and Property													
Interest and Other Earnings	21,806	2,000	900	\$25	\$40	\$30	1,300	3,500	300		650	4,250	34,801
Licenses and Permits													
Licenses and Permits	650,250												650,250
Fines and Forfeitures													
Fines and Forfeitures	205,000												205,000
Miscellaneous													
Miscellaneous	263,716	29,500	9,729		2,700			-					305,645
Interfund Revenue													
Interfund Revenue	957,126	45,992											1,003,118
State Aid													
General Government Support	900,720												900,720
Transportation		220,500											220,500
Culture and Recreation	88,750												88,750
Interfund Transfers													
Interfund Transfers		400,000	200,000										600,000
TOTALS	\$ 9,840,127	\$ 4,028,994	\$ 2,368,518	\$ 44,370	\$ 42,740	\$ 30	\$ 1,300	\$ 776,399	\$ 307,572	\$ 824,666	\$ 177,703	\$ 1,449,234	\$ 19,861,652
<i>Proof:</i>	\$ -	\$ -	\$ -	\$ -	\$ -	\$ -	\$ -	\$ -	\$ -	\$ -	\$ -	\$ -	\$ -

TOWN OF HENRIETTA
2021 ADOPTED BUDGET
ELECTED OFFICIALS' SALARIES

<u>Position</u>	<u>Account</u>	<u>Annual Salary</u>
Councilmember	A1010	\$ 19,149
Town Justice	A1110	\$ 31,836
Supervisor	A1220	\$ 91,533

Exemption Code	Exemption Name	Exemption Count	Land Assessed Value	Total Assessed Value	Exemption Amounts			
					County	City/Town	School	Village
12100	NYS Owned	4	14,522,000	18,689,500	18,689,500	18,689,500	18,689,500	0
13100	County Owned	14	249,050	249,050	249,050	249,050	249,050	0
13500	Town Owned	116	8,705,200	40,827,000	40,827,000	40,827,000	40,827,000	0
13800	School District Owned	18	20,180,800	78,741,700	78,741,700	78,741,700	78,741,700	0
13870	Special District Owned	10	1,509,600	5,778,400	5,778,400	5,778,400	5,778,400	0
13890	Public Authority	3	7,336,500	23,254,500	23,254,500	23,254,500	23,254,500	0
13970	Regional O T B	1	243,500	358,300	358,300	358,300	358,300	0
14000	Local Public Authority	2	111,500	1,082,000	1,082,000	1,082,000	1,082,000	0
14100	USA Owned	1	1,131,600	9,311,100	9,311,100	9,311,100	9,311,100	0
14110	USA Owned Agencies	3	3,016,100	77,377,700	77,377,700	77,377,700	77,377,700	0
18020	COMIDA	56	49,386,300	428,926,200	428,926,200	428,926,200	428,926,200	0
21600	Parsonages	12	285,700	1,661,900	1,661,900	1,661,900	1,661,900	0
25110	NP_ Religious	26	6,348,900	31,584,300	31,584,300	31,584,300	31,584,300	0
25120	NP_ Educational	39	39,951,100	438,032,500	438,032,500	438,032,500	438,032,500	0
25130	NP Charitable	11	2,827,300	17,746,900	17,746,900	17,746,900	17,746,900	0
25230	NPBenevMoral/Men	10	1,230,500	2,940,800	2,940,800	2,940,800	2,940,800	0
25300	NP ComSer/SocOrg	10	1,077,800	4,626,500	4,626,500	4,626,500	4,626,500	0
25500	NP Med/Den/Hosp	2	117,500	242,200	242,200	242,200	242,200	0
26100	Veterans Organizations	1	141,600	352,700	352,700	352,700	352,700	0
26300	Church	23	5,964,400	18,372,000	18,372,000	18,372,000	18,372,000	0
26400	Inc Vol Fire Co/Dept	4	259,500	1,805,900	1,805,900	1,805,900	1,805,900	0
27350	Private Own Cemetery	12	804,400	7,970,800	7,970,800	7,970,800	7,970,800	0
28110	NP Snr/Hndcap Hsing	7	2,892,200	20,894,400	20,894,400	20,894,400	20,894,400	0
28240	NP Corp_Industrial	1	257,900	801,200	801,200	801,200	801,200	0
41001	COL Vets C/T	80	1,838,500	12,390,500	3,289,460	3,289,460	0	0
41121	Wartime Vet_C/T	710	17,843,850	118,850,900	17,399,366	17,399,366	0	0
41131	Combat Vet_C/T	433	11,080,050	73,336,900	17,779,550	17,779,550	0	0
41141	Disabled Vet_C/T	191	4,960,000	33,466,200	8,927,850	8,927,850	0	0
41151	CW_10_Vet C/T	157	3,902,900	26,230,800	1,255,370	1,255,370	0	0
41171	CW_Disbld_Vet_C/T	16	393,900	2,818,100	434,000	434,000	0	0
41400	Clergy	20	537,500	3,768,300	30,000	30,000	30,000	0
41700	Agricultural Bldg	3	386,700	1,203,200	386,000	386,000	386,000	0
41720	Ag Dist_Cnty/NYS	38	6,556,300	8,725,200	4,370,072	4,370,072	4,370,072	0
41730	Agric Outside Dist	11	1,495,500	1,955,700	948,873	948,873	948,873	0
41800	Ltd Inc Senior_CTS	792	17,778,500	115,483,000	45,062,211	45,062,211	47,828,045	0
41930	Lmtd Inc Disabld C/T/S	65	1,463,100	9,285,100	4,413,033	4,413,033	4,432,745	0
47200	RR Ceiling	1	2,295,600	3,060,800	82,163	82,163	82,163	0

Exemption Code	Exemption Name	Exemption Count	Land Assessed Value	Total Assessed Value	Exemption Amounts			
					County	City/Town	School	Village
47611	BIP C/T	19	14,034,300	59,106,100	7,309,438	7,309,438	0	0
Total Exemptions Exclusive Of System Exemptions:		2,922	253,117,650	1,701,308,350	1,343,314,936	1,343,314,936	1,289,705,448	0
Total System Exemptions:		0	0	0	0	0	0	0
Totals:		2,922	253,117,650	1,701,308,350	1,343,314,936	1,343,314,936	1,289,705,448	0

